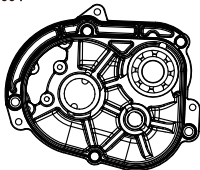


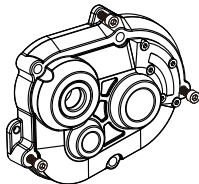
EN

GEARBOX COVER R/T CNC-TYPE, 2-PART, INCL. ACCESSORIES

S6-2214004



In order to avoid damage to the O-ring due to slipping, the groove on the back has to be greased before the O-ring is installed.

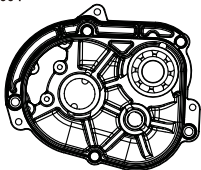


In order to remove the gearbox cover, three bolts will have to be evenly screwed into the extractor threads.

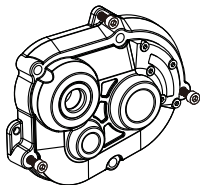
**For more information and test reports, go to:
<http://www.stage6.de/instructions/S6-2214004>**

DE **GETRIEBEBEDECKEL R/T**
CNC-TYPE, 2-GETEILT, INKL. ZUBEHÖR

S6-2214004



Um Schäden am O-Ring durch Verrutschen zu vermeiden, muss die rückseitige Nut vor der Montage des O-Rings mit Fett bestrichen werden.



Zur Demontage des Getriebedeckels werden drei Schrauben gleichmäßig in die Abdrückgewinde geschraubt.

Weitere Informationen und Testberichte im Internet unter:
<http://www.stage6.de/instructions/S6-2214004>