

CNC THROTTLE PIPE



Thank you for purchasing our CNC throttle pipe. Please make sure to read the following instruction prior to fitting the CNC throttle pipe.

⚠ Note

1. The device is for DC12V only.
2. For installation, please follow the steps described in manual. Any damage caused by wrong installation shall be imputed to the users.
3. Do not disassemble or change any parts other than the ones dealt with in the manual.



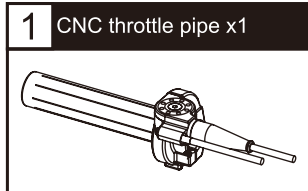
Explanation of symbols:

NOTE Read information under this heading carefully, it is likely to help you with the understanding of essential features.

⚠ Follow procedure accurately to avoid damage of the throttle pipe.

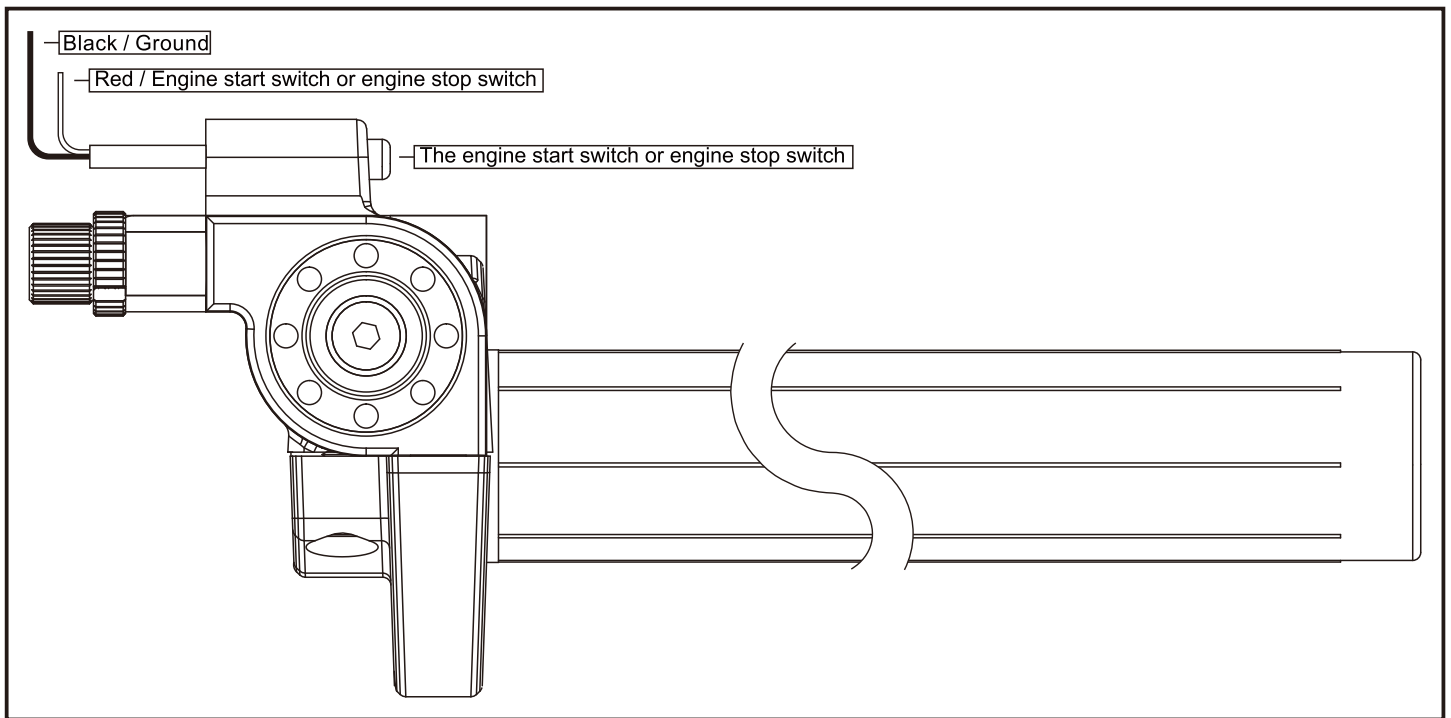
READ CAREFULLY! If any information dealt with in the manual remains unclear seek professional assistance.

1 Accessory



NOTE Some optional parts may not be sold in some markets, please check with your local distributor for it.

2 The wire instruction for the throttle pipe



CNC THROTTLE PIPE



Thank you for purchasing our CNC throttle pipe. Please make sure to read the following instruction prior to fitting the CNC throttle pipe.

⚠ Note

1. The device is for DC12V only.
2. For installation, please follow the steps described in manual. Any damage caused by wrong installation shall be imputed to the users.
3. Do not disassemble or change any parts other than the ones dealt with in the manual.



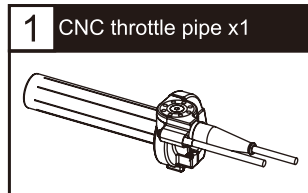
Explanation of symbols:

NOTE Read information under this heading carefully, it is likely to help you with the understanding of essential features.

⚠ Follow procedure accurately to avoid damage of the throttle pipe.

READ CAREFULLY! If any information dealt with in the manual remains unclear seek professional assistance.

1 Accessory



NOTE Some optional parts may not be sold in some markets, please check with your local distributor for it.

2 The wire instruction for the throttle pipe

